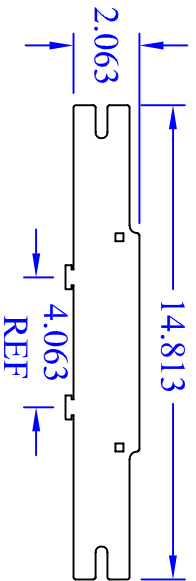
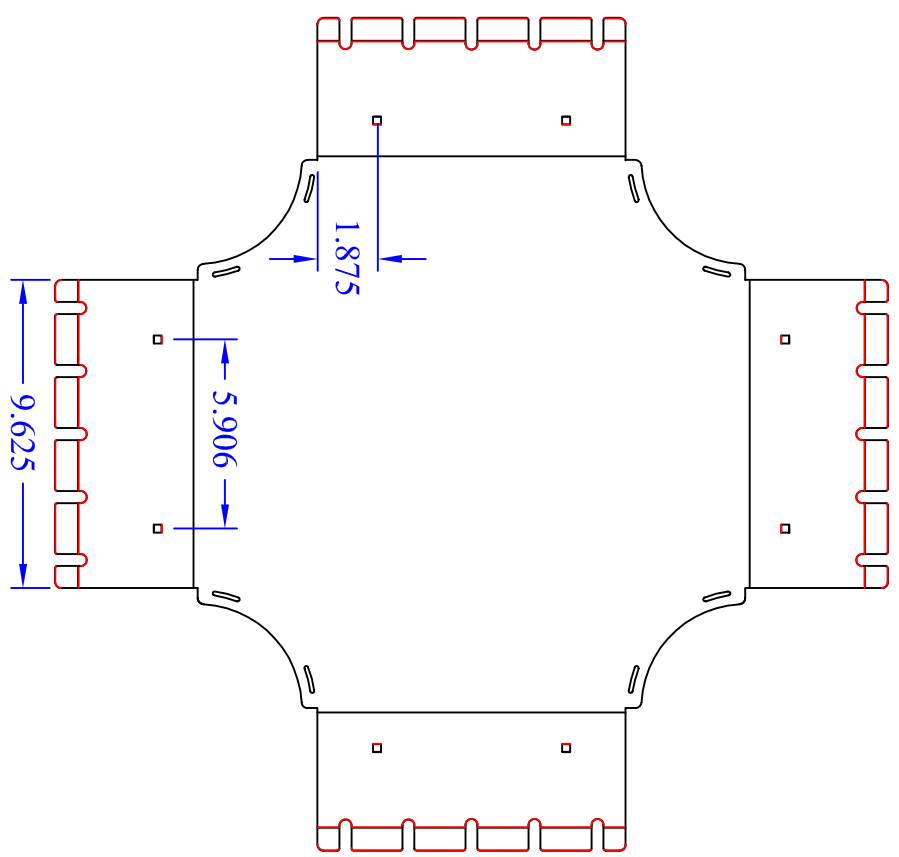
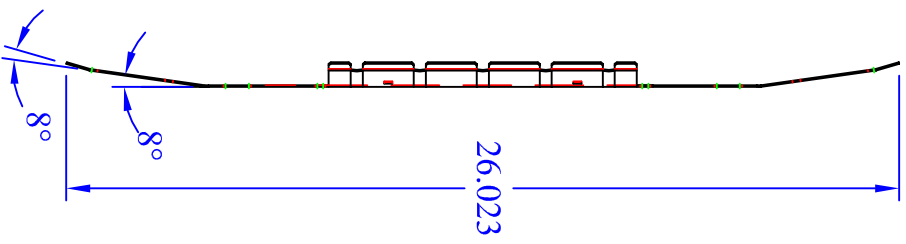


**General Notes:**

- 1) Material:
  - A) Base: Galvanized
  - B) IR and OR: FR Poly; UL 94V-0
- 2) Dimensional Tolerances
  - A) General:  $\pm .03$ "
  - B) Hole location:  $\pm .03$ "
  - C) Hole dimension:  $\pm .03$ "
- B) Angularity:  $\pm 2^\circ$
- C) Material Thickness:
  - 1) Galvanized:  $\pm .01$ "
  - 2) Poly:  $\pm .01$ "
- 3) Material Thickness (MIN):
  - A) Galvanized: 18 GA. = .05"
  - B) Poly: .05"



(4) WBT-2 IR



(1) WBT-I-XX10 BASE

This drawing in design and detail is the property of WBT, LLC, and must not be used except in connection with our work. All rights of design or invention are reserved.



PART # OR NAME		DRAWN BY	
WBT-I-2x10 XX		RJM	
SIZE	DATE	SCALE	SHEET
A	4/24/15	VARRIES	1 OF 1
			REV
			N/A